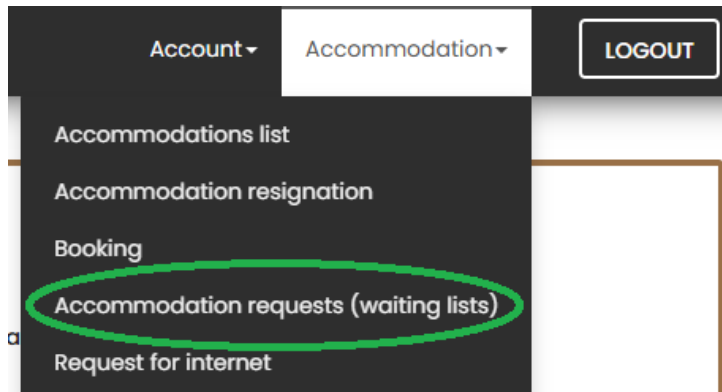
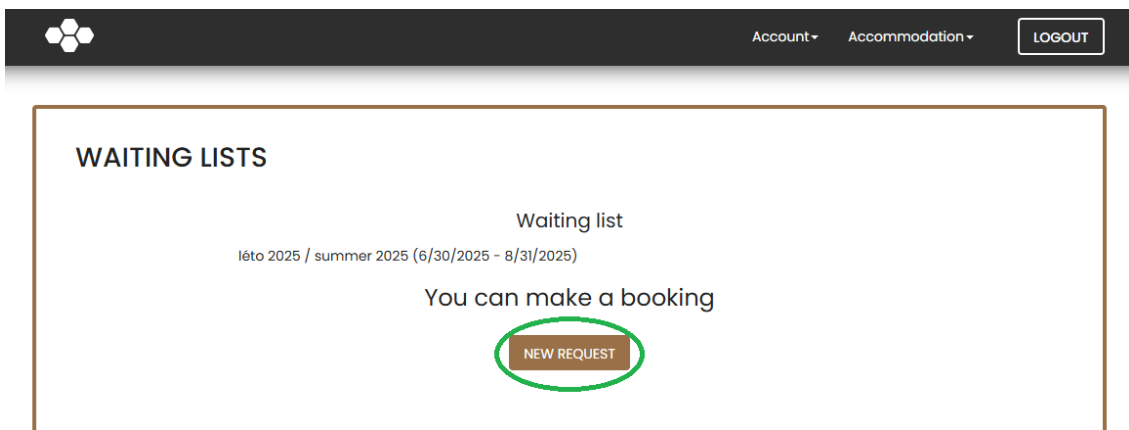


## Application submitting in ISKAM

Click on "Accommodation" in the top menu and select "Accommodation Requests (waiting lists)"

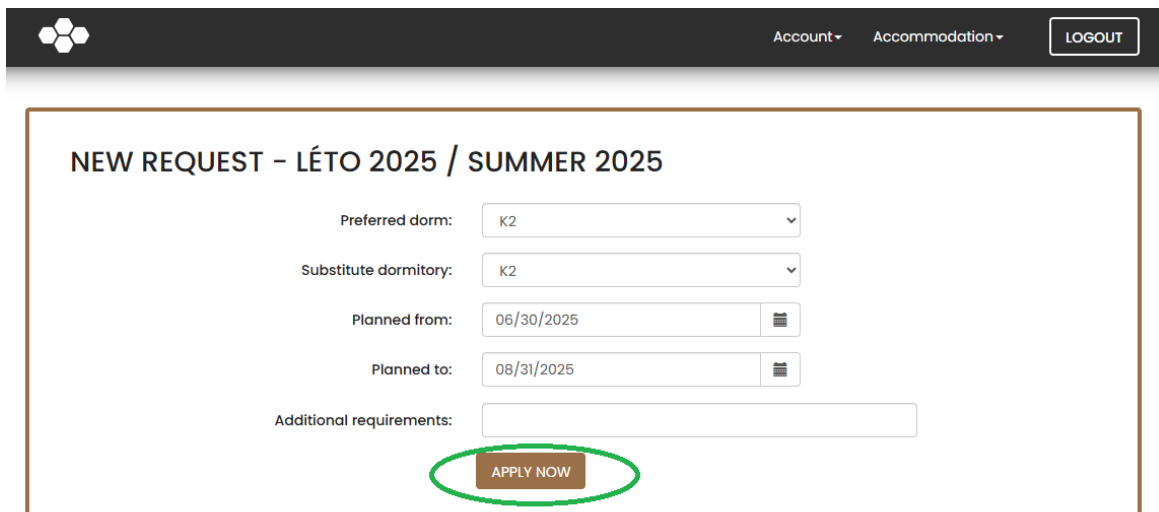


Another page will appear where you click on the "NEW APPLICATION" button.



Review or edit the application form (preferred dormitories, dates) and click on the "SUBMIT APPLICATION" button.

Preferred and alternate dormitory - different dormitory may be assigned

A screenshot of the 'NEW REQUEST - LÉTO 2025 / SUMMER 2025' form. The form has a dark header with a logo on the left and 'Account', 'Accommodation', and 'LOGOUT' on the right. The main content area is white and contains the following fields: 'Preferred dorm:' with a dropdown menu showing 'K2'; 'Substitute dormitory:' with a dropdown menu showing 'K2'; 'Planned from:' with a date field showing '06/30/2025' and a calendar icon; 'Planned to:' with a date field showing '08/31/2025' and a calendar icon; and 'Additional requirements:' with a text input field. Below the form is a brown button labeled 'APPLY NOW', which is circled in green.