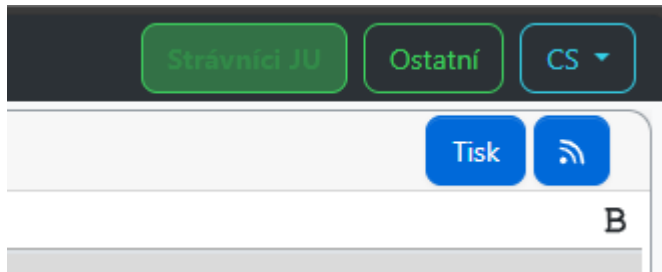
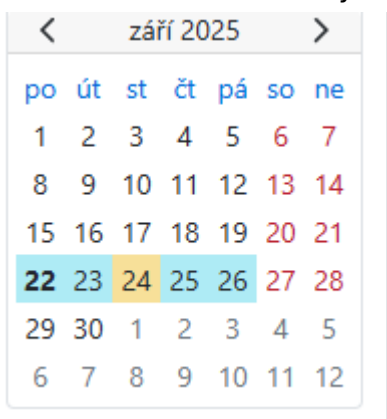


Ordering Meals in WebKredit

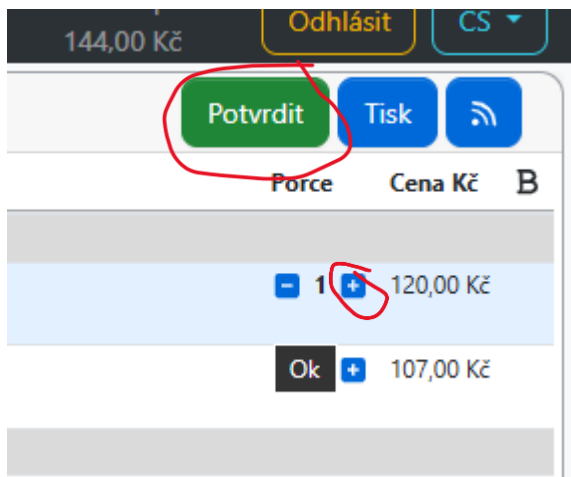
1. Open the link: <https://menza.jcu.cz/WebKredit>
2. Log in to the canteen ordering system as JU diners:



Select the date for which you want to place an order:



Next to each meal number, there is a + icon, which you can use to add the meal to your order, and then confirm the order with the confirm icon:



Click Confirm Order

